



MODEL

WESTCOTT 3000

## INSTALLATION SPECIFICATION SHEET

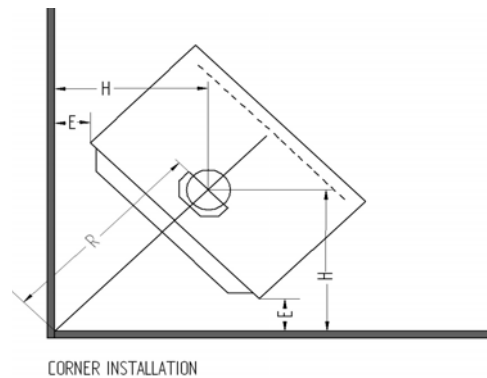
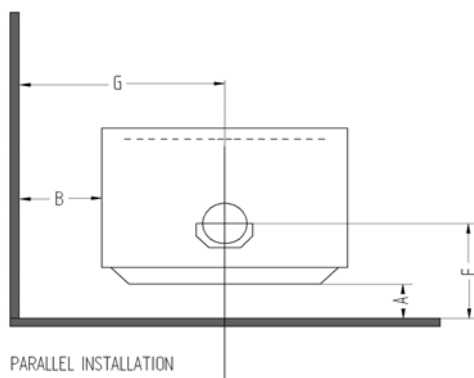
These instructions must be used in conjunction with the 'General Installation Instructions' for Masport wood fires.

### CLEARANCE REQUIREMENTS

This fire has been tested and complies to the Australian/New Zealand Standard AS/NZS 2918:2001 and all installations must be in accordance with the minimum clearances to combustibles indicated in these instructions.

The minimum clearances to combustibles may be reduced if the combustible walls are shielded with an approved non-combustable material. Details of suitable materials and appropriate clearance reduction factors are present in Section 3 of AS/NZS 2918:2001.

### POSITIONING YOUR FREE-STANDING WOODFIRE



### NEW ZEALAND

MINIMUM DISTANCES TO HEAT SENSITIVE WALLS (mm)

MODEL	FLUE HEAT SHIELD	A	B	E	F	G	H	R§
NOT AVAILABLE								

### AUSTRALIA

MINIMUM DISTANCES TO HEAT SENSITIVE WALLS (mm)

MODEL	FLUE HEAT SHIELD	A	B	E	F	G	H	R§
WESTCOTT 3000	HAWKWIND STD FLUE KIT	350	450	200	458	770	503	711
	AIR-GROUP SPECIAL INSULATED FLUE KIT*	275	425	220	383	745	523	739

§ Valid only when the room walls are at 90° to each other.

‡ Note: Clearances are for fire hazard only. For durability of finishes or surfaces you should contact the relevant manufacturer for their specification. Masport accepts no responsibility for the deterioration of surfaces or finishes.

See "INSTALLING THE FLUE" for recommended Australian flue systems.

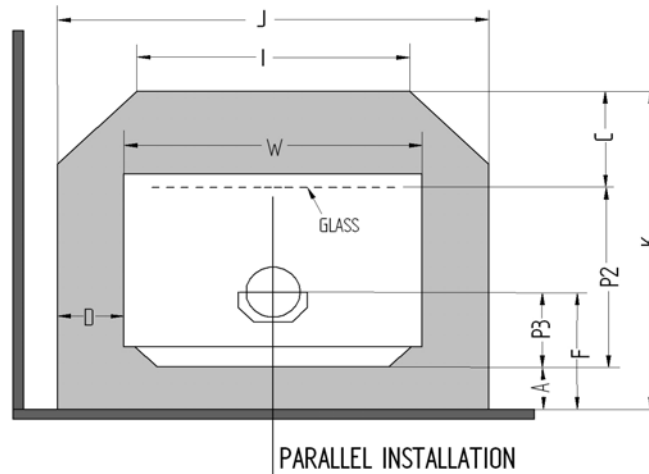
PRT. NO. 592005

DATE: 26.03.2012

\* Air-Group Special Insulated Flue Kit is same as AHD Special Insulated Flue Kit

# FLOOR PROTECTOR (Hearth) REQUIREMENTS PARALLEL INSTALLATION

MINIMUM FLOOR PROTECTOR DIMENSIONS IN mm



# DIMENSIONS IN THE TABLE ARE VALID ONLY WHEN THE FIRE IS EXACTLEY AT ITS MINIMUM ALLOWABLE WALL CLEARANCE.

## NEW ZEALAND

MODEL	Flue Shield	Floor Protector height	A#	C#	D	F	I	J	K#	P2	P3	W	Floor Protector Type Ø
NOT AVAILABLE													

## AUSTRALIA - ALL WITH FLUE HEATSHIELD

MODEL	Flue Shield	Floor Protector height	A#	C#	D	F	I	J	K#	P2	P3	W	Floor Protector Type Ø
WESTCOTT 3000	HSF		350	300	143	458	625	925	988	338	108	640	ASH
	AGA		275	300	143	383	625	925	913	338	108	640	ASH1

HSF: HAWKWIND STD FLUE KIT

AGA: AIR GROUP / AHD SPECIAL INSULATED FLUE KIT WITH 900mm S/S REFLECTOR SHIELD

ASH: 8mm THICK FIBRE CEMENT BOARD OR SIMILAR, 0.8 m<sup>2</sup> K/W PER 4mm THICKNESS

ASH1: 12mm FIBRE CEMENT SHEET (0.8m<sup>2</sup> K / W PER 4mm SHEET THICKNESS

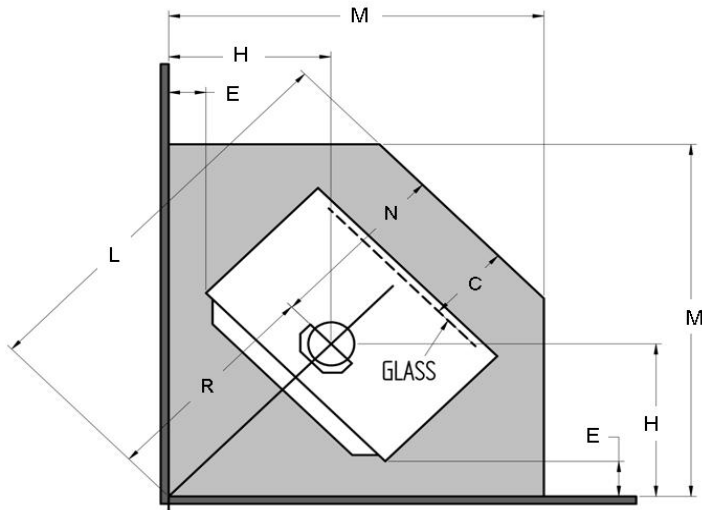
Ø for minimum constructional requirements see general installation instructions.

# Valid only when the fire is exactly at its minimum allowable wall clearance.

NOTE: Where a fan is being fitted, you may prefer to increase the 'A' dimension to 100 mm to provide easier access for servicing. If so, the amount you add to 'A' to bring it to 100 mm must also be added to the 'C' and 'S' dimensions.

# FLOOR PROTECTORS (Hearth) REQUIREMENTS CORNER INSTALLATION

MINIMUM FLOOR PROTECTOR DIMENSIONS IN mm



# DIMENSIONS IN THE TABLE ARE VALID ONLY WHEN THE FIRE IS EXACTLEY AT ITS MINIMUM ALLOWABLE WALL CLEARANCE.

## NEW ZEALAND

MODEL	Flue Shield	Floor Protector Distance above Floor	C	E	H#	L#	M#	N	R#	FLOOR PROTECTOR TYPE
NOT AVAILABLE										

## AUSTRALIA

MODEL	Flue Shield	Floor Protector Distance above Floor	C	E	H#	L#	M#	N	R#	FLOOR PROTECTOR TYPE
WESTCOTT 3000	HFS		300	200	503	1241	1098	530	711	ASH
	AGA		300	220	523	1269	1118	530	739	ASH1

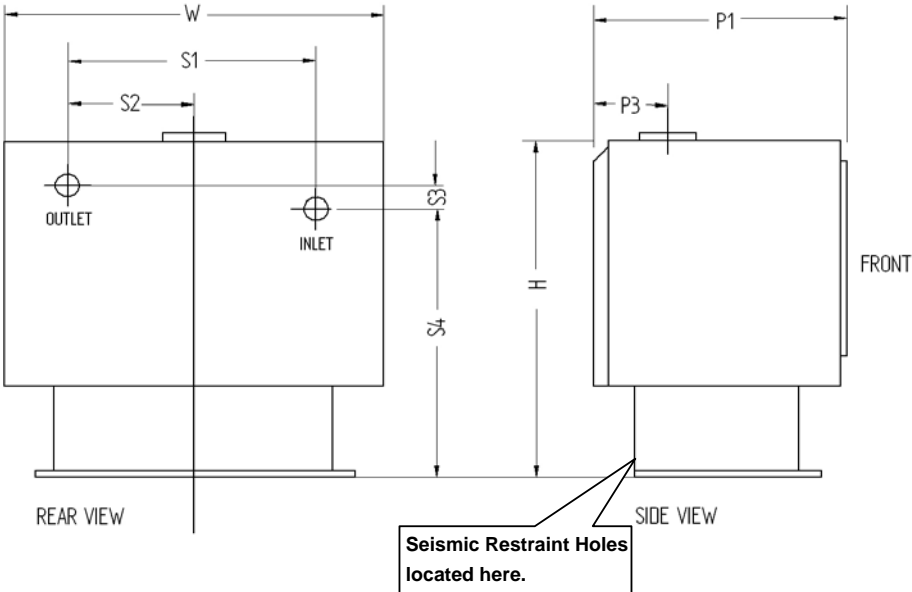
HSF: HAWKWIND STD FLUE KIT

AGA: AIR GROUP / AHD SPECIAL INSULATED FLUE KIT WITH 900mm S/S REFLECTOR SHIELD

ASH: 8mm THICK FIBRE CEMENT BOARD OR SIMILAR, 0.8 m<sup>2</sup> K/W PER 4mm THICKNESS

ASH1: 12mm FIBRE CEMENT SHEET (0.8m<sup>2</sup> K / W PER 4mm SHEET THICKNESS

# FREE STANDING FIRE DIMENSIONS



MODEL	P1	P3	H	W	S1	S2	S3	S4
WESTCOTT 3000	355	108	650	640	N/A	N/A	N/A	N/A

**Seismic Restraint** - In New Zealand and parts of Australia, it is required that the wood fire and floor protector are secured to prevent shifting in the event of an earthquake. This is best done by fastening the wood fire right through the protector to the floor, using two screws not less than 12 gauge or the equivalent of coach bolts or toggle fasteners.